

DESIGNING FOR FILEMAKER GO



Dawn Heady
Soliant Consulting



Phil Smith
FileMaker, Inc.



Technical Information

Audio Broadcast

You can listen to today's presentation through your computer speakers.



Teleconference Information

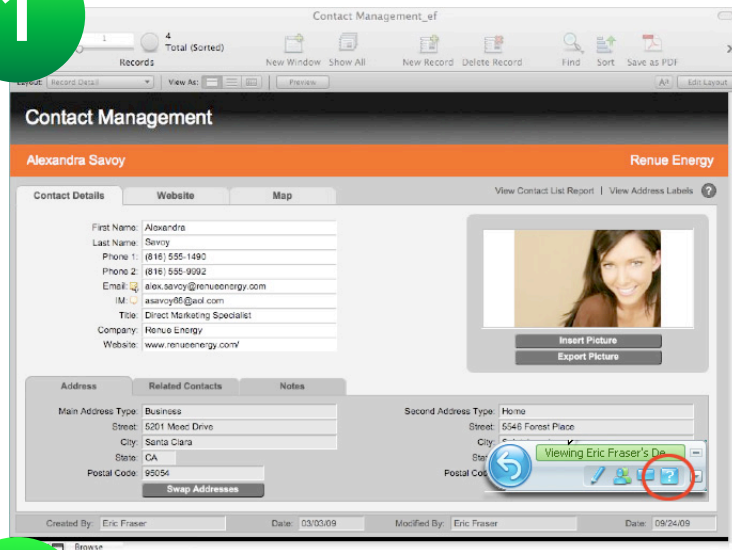
Please be sure to dial into the teleconference: Toll free: (866) 699-3239 Toll: (408) 792-6300

Technical Issues with WebExCall:

1-866-229-3239 (U.S. and Canada) or 916-861-3154 **Question & Answer** We will be taking questions following the presentation, please click on the Question Mark icon (Windows) or the Q&A tab (Mac) to type a question for the speakers.

How to ask a question

1

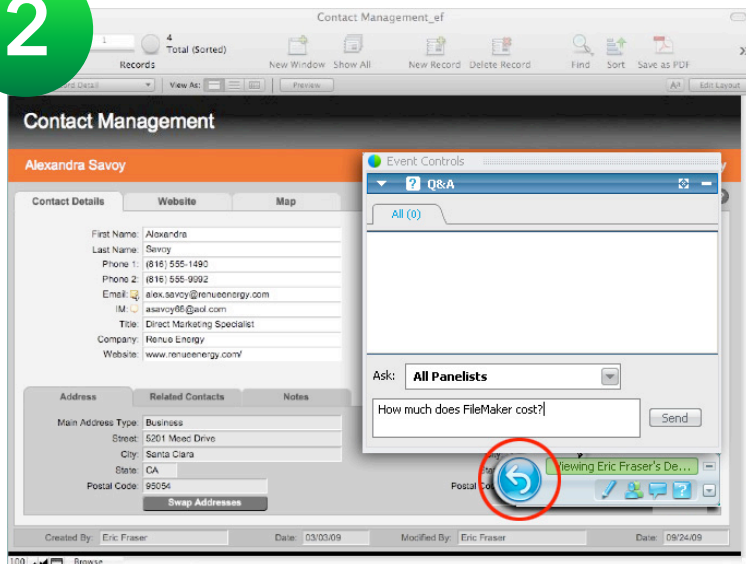


Click on Question mark icon in Event Center Control Panel.

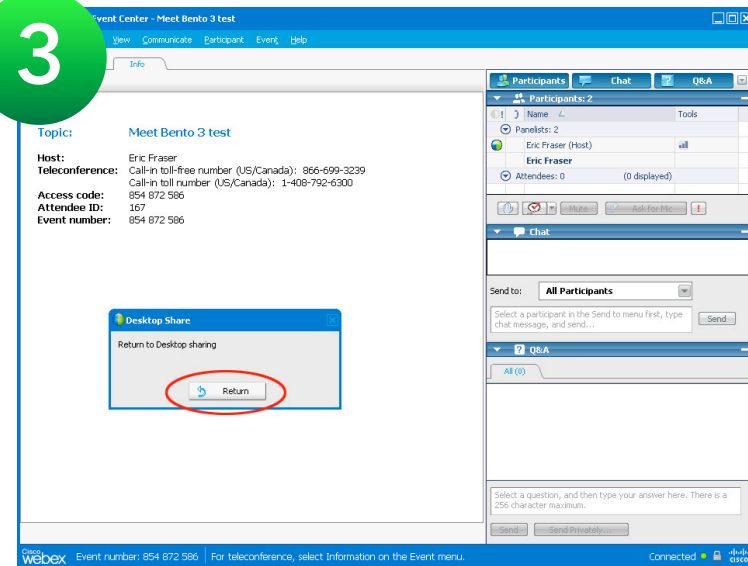
Enter your question and select send, then click the blue arrow

Hit the return button to go back to Desktop Sharing.

2



3



FileMaker Go



- FileMaker Go is the leading database app on iTunes
- Easily allows you to take your FileMaker database on iPhone and iPad
- Most FileMaker solutions just work with no extra programming



Dawn Heady
Soliant Consulting

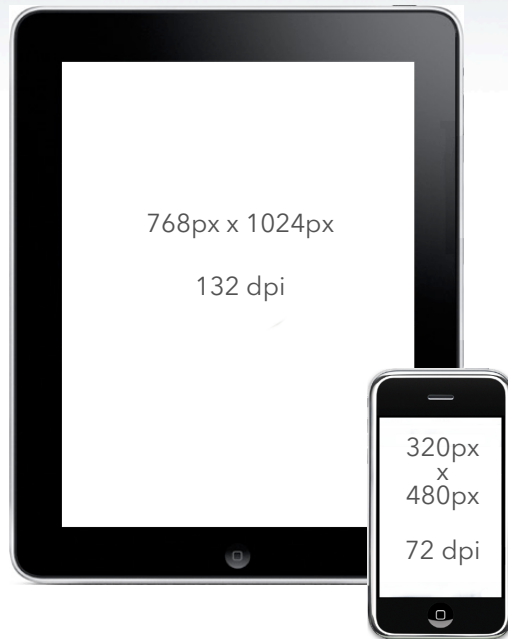


Agenda

- Why design for FileMaker Go?
- Design Considerations
 - Layout Objects
 - Field Controls
 - Graphic Objects
 - Script Steps
 - Work Flows
 - Error Trapping
- Use Cases
- Integration with Other Mobile Apps

Why design for FileMaker Go?

- Improve performance and the overall user experience
- Increase user efficiency
- Optimize for the touch devices
 - No mouse
- Follow Apple's Human Interface Guidelines
 - Take advantage of user's existing knowledge about how to interact with the device



Screen Dimensions

	Portrait		Landscape	
	Toolbar	No Toolbar	Toolbar	No Toolbar
iPad	768W x 929H	768W x 973H	1024W x 673H	1024W x 717H
iPhone	320W x 385H	320W x 429H	480W x 255H	480W x 289H
When designing list view layouts, be sure to allow 4 pixels for the record selection indicator on the left.				

• Recommendation

- Generally not desirable to scroll and swipe in 2 directions
- Use the smallest size for at least one dimension to avoid scrolling
 - **iPad: 768W and 673H**
 - **iPhone: 320W and 255H**
- Use Autosizing feature to fill screen when device is rotated

Layout Objects

*Generally
make
everything
bigger
than you
might expect*

- **Fonts**
 - Apple iPhone Human Interface Guidelines call for "17px to 22px fonts"
 - Can use smaller fonts for labels
- **Buttons**
 - Tap area to minimum of 32 pixels
 - Allow plenty of room between buttons
- **Fields**
 - Minimum of 32 pixels tall
- **Portals**
 - Row height of 34-42 pixels tall
 - Scrollbars auto-resize larger when the portal is active

Field Controls

Most everything works as you would expect and use iOS controls

- **Radio Button & Checkbox Set**
 - Wrap very differently so test
- **Date, Time and Timestamps**
 - Use the iOS data and time controls
- **Drop-down List and Pop-up Menu**
 - Both use the iOS list control
 - Can enter multiple values by tapping in field again, move cursor to end of content, then tap list icon on iOS keyboard
- **Quick Find**
 - Available via menu
 - Limit fields available to only those needed to increase performance

Graphic Objects

To optimize performance, especially when accessing hosted files over the WAN...

- Use graphics sparingly
 - Use FileMaker native objects whenever possible
- Keep graphics to 72 dpi
 - Use high-resolution graphics only where needed for generating PDF reports

Script Steps

There are a few notable script behavior differences

- **Send Mail**
 - Will always present user with mail dialog
 - Mail must be sent manually
- **Replace Field Contents**
 - User cannot perform manually
 - Script must specify the field and the data to be replaced
- **Select All / Set Selection**
 - Will not highlight text if the device keyboard is hidden
- **Hide Window**
 - Does not hide window in FileMaker Go
 - Will change the order of the open windows

Work Flows

*Keep these in
mind when
developing
workflows...*

- **Interruptions**
 - Allow User Abort is "On"
 - Any tap of the screen will cause FileMaker to show dialog asking user if they wish to abort
 - All scripts halted without warning when
 - User receives phone call
 - Presses Home button
- **Windows**
 - Only view 1 window at a time
 - Cannot use off-screen window

FileMaker Go Does NOT Support:

- **Printing**
 - No Preview Mode or Sliding Objects
 - No Print Setup so cannot set page size for PDF to letter
- **Charting**
- **Record Export**
 - Only field contents can be exported
- **Plug-ins**
 - Though server-side plug-ins are supported
- **Save/Send Records As Excel**
- **Snapshot Link**

Acme Widget Company

- **Description**

- Have a sales force who often take their orders in person
- Been using FileMaker Pro for Years to Manage their Business
- Now want to arm each Sales Rep with an iPad running FileMaker Go
- Service Technicians now equipped with iPhones

UC01: Sales Tool

Requirements


- Sales Reps to enter orders while remote and sometimes off-line
- Need client information with them on the road
- Administrators only want complete orders posted to the server
- Want to capture the client's signature with the order
- Want to get an invoice to the client ASAP

UC01: Sales Tool

Solution

FileMaker Server

Sales Rep using FileMaker Go for iPad



Invoice

Hosted file

1. Import Customers & Products



2. Order entered in SalesTool

3. Post Order as transaction



SalesTool

Local file


UC02: Executive Dashboard

Requirements

- CEO has iPhone
- Wants to monitor the company from anywhere
- Would like a quick view of important matrices

UC02: Executive Dashboard Solution

FileMaker Server



Invoice



1. Scheduled
script
caches
sales
totals to
Dashboard

Dashboard

Exec using
FileMaker Go

2. Dashboard
displays
data as
charts



UC03: New Job Alert


Requirements

- Quick method for notifying a Service Rep of a new appointment using their iPhone
- Way for the Service Rep to quickly:
 - open the job ticket
 - contact the client
 - get directions from current location

UC03: New Job Alert

Solution

FileMaker Server



Invoice

JobTicket

External file reference
to Invoice file

1. Enter JobTicket
in Invoice

2. Click button to
send text msg

3. Click link in
msg to open
JobTicket

4. Click button
to display
Map

Clerk using FileMaker Pro



Tech using FileMaker Go



Integrating with Maps

- **`http://maps.google.com/`**
 - Opens FileMaker Go browser object
 - Choosing “Open in Safari...” will open the Maps application in the mobile device
- **`maps://`**
 - Not officially supported in the Apple documentation
 - Opens Maps application in the mobile device directly
 - Remainder of the URL is the same for either method
- **Info on Google Maps Parameters**
 - http://developer.apple.com/library/safari/#featuredarticles/iPhoneURLScheme_Reference/Articles/MapLinks.html%23//apple_ref/doc/uid/TP40007894-SW1

FMP7Script Protocol

FMP7Script://**account:password@host/fileName?**
script=**scriptname**¶m=**parameter**&**\$name=value**

- Substitute the **bold** items with your values
- The **blue** values are optional
- Set the Host value to...
 - \$ so FileMaker Go will only look for a FileMaker file already open
 - ~ so FileMaker Go will only look for a local file

Open URL script step

Call other iOS Apps that have URL Schemes

- **Where you can find them**
 - <http://HandleOpenURL.com/>
 - Searchable listing of iOS Apps that can be opened by URL
 - http://wiki.akosma.com/iPhone_URL_Schemes
 - Wiki page that list of iPhone URL Schemes
- **What Can You Do?**
 - Scan a bar code and return the value
 - CNS Barcode
 - Process Credit Cards
 - Open Maps pre-populated with location and/or directions
 - Have user select a contact stored in the iOS Contact database and return data
 - Send Tweets
 - Much, much more!

Additional Resources

Very Cool Demos

- **Signature Capture in FileMaker Go**

Hal Gumbert, Camp Software

<http://campsoftware.com/blog/signature-capture-filemaker-implementation-details/>

- **Teaching FileMaker to Send Alerts to an iPhone**

Todd Geist

<http://www.emptyofwhat.com/blog/01/31/2010/teaching-filemaker-send-alerts-iphone>

- **Opening FileMaker Records From Within iCal**

John Sindelar of SeedCode

<http://www.seedcode.com/cp-app/icalopensgorecord/1>

- **Charts using HTML5**

Lee Lukehart of SavvyData

http://www.savvydata.com/blog/2010/07/filemakergo_chartingwithcss

Additional Resources

References

- **FileMaker Go Toolkit**

Soliant Consulting

<http://www.soliantconsulting.com/gotoolkit/>

- **FileMaker Go Cheat Sheet**

Kevin Cunningham of KCunning Consulting

http://kcunning.com/consulting/documents/FMGoCheatSheet_iPad_v1.pdf

Additional Resources

Apple Human Interface Guidelines

- For iPhone

<http://developer.apple.com/library/ios/#documentation/userexperience/conceptual/MobileHIG>

- For iPad

<http://developer.apple.com/library/ios/#documentation/General/Conceptual/iPadHIG/>

- For Web Apps

<http://developer.apple.com/library/safari/#documentation/InternetWeb/Conceptual/iPhoneWebAppHIG/>

Soliant Consulting

Specialize in custom software development for business process improvement and workgroup collaboration.

- 4-time award winning company
- 45+ employees nationwide
- Certified in Adobe® Flex®, FileMaker® Pro, Salesforce®, Project Management Institute, Zend and SQL
- Collaborated with FileMaker to develop training and certification courses/materials
- Authors of numerous books, including FileMaker 9 Developer Reference, FileMaker 8 Functions & Scripts Desk Reference, and Special Edition Using FileMaker 8
- Regular speakers at the FileMaker Developer Conference

We offer regularly scheduled FileMaker Pro 11 classes and custom training in our Chicago, Philadelphia, and San Francisco Bay Area offices. Register today at <http://www.soliantconsulting.com/training/>

Intro to FileMaker Pro (1 day, \$295)

CHICAGO, IL

[December 1, 2010](#)

PHILADELPHIA, PA

[December 1, 2010](#)

FileMaker 11 Core Essentials (4 days, \$1595)

CHICAGO, IL

[December 14-17, 2010](#)

PHILADELPHIA, PA

[December 7-10, 2010](#)

SAN FRANCISCO, CA

[November 16-19, 2010](#)



FileMaker Resources

FileMaker Go Resources:

<http://www.filemaker.com/company/news/newsletter/newsletter.html>

View other FileMaker Web Seminars:

<http://www.filemaker.com/support/webinars>

FileMaker DevCon Open Registration:

<http://www.filemaker.com/support/developers/devcon>

FileMaker Volume Licensing

(800) 725-2747

Download these slides and demo files tomorrow at:

<http://soliantconsulting.com>

